

job name:
 type:

maxx™ spec sheet 90CRI

material

trim ring

precision CNC spun .063" aluminum. rolled bottom edge for added strength.

diffuser

.187" non-glare light matte high transmission acrylic dome held in place with allen key set screws recessed into trim ring.

top dome

.125" Satinice acrylic. subtle glow.

optics

reflector

.050" aluminum array platform painted high reflectance (>92%) matte white powder coat. downlight reflector with minimal indirect light to illuminate top dome.

LED

custom LED board in 3000K, 3500K, or 4000K (90+ cri standard).

under normal operating conditions, the LEDs employed are rated for >50,000hrs L70 (6.8K) per IES TM-21 from LM-80 test data. white power cord is standard with other color options listed below.

driver

integral, programmable, UL class P, class 2, universal input (120-277v), constant current, 0-10v dimming, 1% minimum dimming level, PF >.9, THD <20%, protections include open and short circuit, overload and over temperature.

mounting

5"dia. spun steel canopy in satin white with sloped ceiling adapter. single 12' stainless steel cable connects to field adjustable collector. An array of cables branch off and attach to trim with adjustable grippers. cable system allows for exact AFF mounting heights. sloped ceiling adapter.

emergency

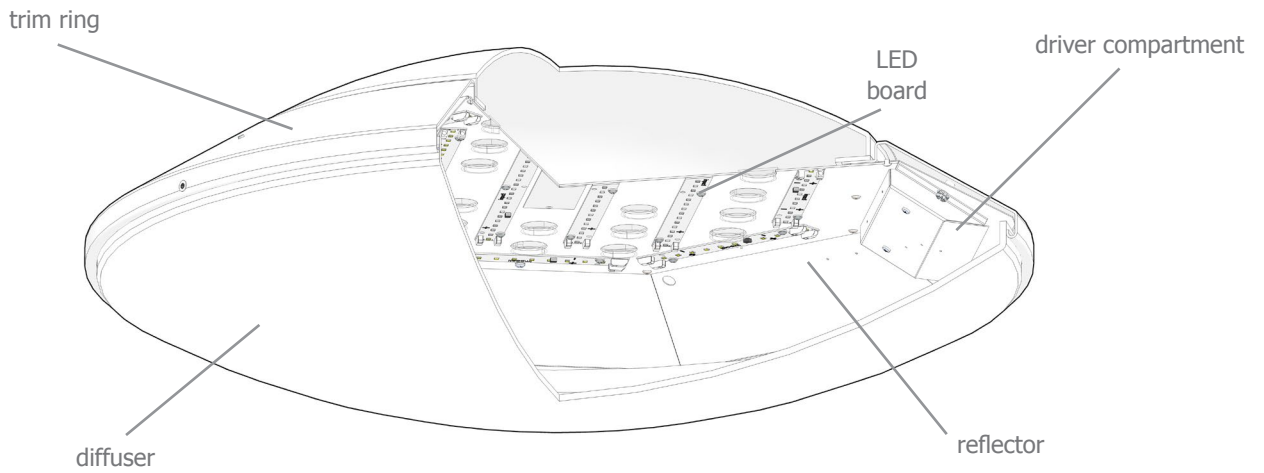
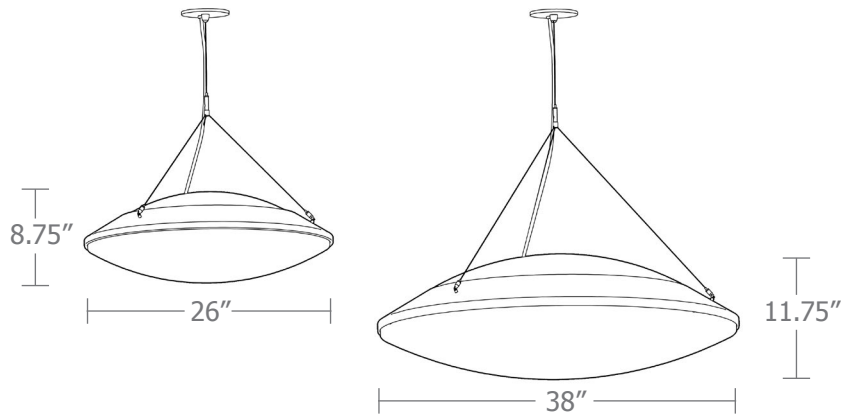
recommend use of inverter (by other).



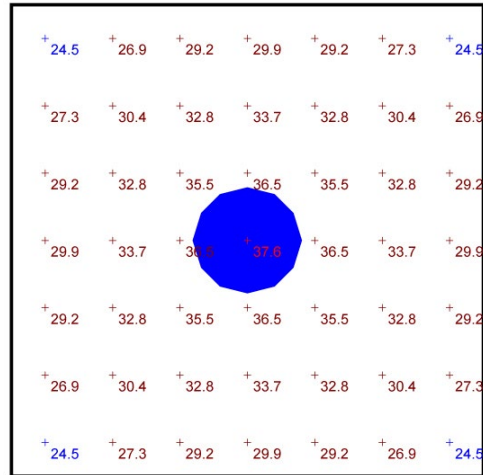
catalog number

| size | top dome | CCT | lumens | painting finish | power cord | options |
|---|--|---|--|--|--|--|
| P7726 (2ft) 26"dia X 8.75"ht | W white B blue | 30 3000K 35 3500K 40 4000K | FX 2600 lm LO 5100 lm HI 8300 lm HX 9700 CL xxxx lm <small>custom lumens consult factory</small> | AP anodized paint BS brass BU blue BZ bronze CP champagne FB flat black GM gun metal MB military blue MW matte white OR orange RD red SB satin black SS satin silver TG textured gray YO yellow | WHPC white power cord and canopy BKPC black power cord and canopy SBPC silver braid power cord and white canopy | WREM wired for remote EM battery pack (by other) (see note above) ELD EldoLED* LUT Lutron* <small>*consult factory</small> |
| | P7738 (3ft) 38"dia X 11.75"ht | | 30 3000K 35 3500K 40 4000K | FX 5150 lm LO 10200 lm HI 16600 lm HX 19400 lm CL xxxx lm <small>custom lumens consult factory</small> | premium finish RAL specify RAL# | |





- 14' x 14' x 20'H space
- 80/50/20 reflectances
- bottom of fixture at 16' aff
- FC readings at 2.5' aff
- layout conducted using 38" dia. unit with HI lumen 90 CRI package providing 16600 delivered lumens



Plan View
Scale - 1" = 4ft

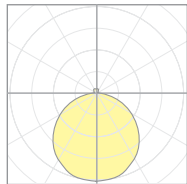
| Statistics | | | | | | |
|-------------|--------|---------|---------|---------|---------|---------|
| Description | Symbol | Avg | Max | Min | Max/Min | Avg/Min |
| maxx | + | 30.9 fc | 37.6 fc | 24.5 fc | 1.5:1 | 1.3:1 |



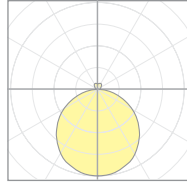
Calculation Table

The application of a Light Loss Factor is required to:

- match the lumen output for the power module specified
- incorporate the increased lumen output due to LED/Driver upgrades



18696
P7726-W



18698
P7738-W

| Cat No | Delivered* Lumens | Watts 120V / 277V | IES File # | LLF to be applied |
|-----------------|----------------------|----------------------|--------------|----------------------|
| P7726 FX | 2600 | 30 | 18685 | .38 |
| P7726 LO | 5100 | 59 | 18685 | .75 |
| P7726 HI | 8300 | 96 | 18685 | 1.21 |
| P7726 HX | 9700 | 112 | 18685 | 1.42 |
| P7738 FX | 5150 | 59 | 18689 | .70 |
| P7738 LO | 10200 | 118 | 18689 | 1.40 |
| P7738 HI | 16600 | 192 | 18689 | 1.40 |
| P7738 HX | 19400 | 224 | 18689 | 1.63 |

*delivered lumens based on 4000K, 90+ cri


Powder Coat Paint Finishes



MW matte white




AP anodized paint



SS satin silver



TG textured gray




FB flat black




SB satin black



CP champagne



BZ bronze




GM gun metal



OR orange 2011



BU blue 5017



BS brass



RD red 3020



YO yellow 1018



MB military blue

For accurate color verification, actual finish samples are available upon request.

Premium Finishes*



RAL#

*Available on select series. Consult product submittal for availability.